



For general use throughout the field of measuring and control engineering for hazardous areas (e. g. monitoring switching contacts on relays, open circuit monitoring).

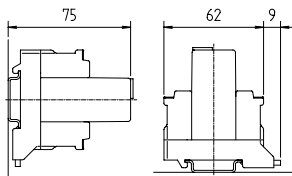
Explosion protection

Marking ATEX	II 2G Ex db e IIC Gb II M2 Ex db e I Mb
Certification	PTB 97 ATEX 1068 U
Marking IECEx	Ex d e IIC Gb Ex d e I Mb
Certification	IECEx PTB 11.0083U
Marking CSA	Class I, Zone 1, IIC A/Ex d e IIC Gb
Certification	CSA 2011-2484303U
Other approvals and certificates, see www.bartec.de	

Technical data

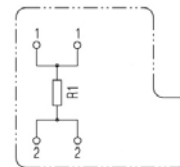
Enclosure material	High-quality thermoplastic	
Protection class	Module	IP 66 EN/IEC 60529
	Terminals	IP 20 EN/IEC 60529
Terminals	2.5 mm ² , fine stranded	
Mounting rail	TH 35 x 7.5 (15) EN/IEC 60715	
Terminal designation	written marking labels	
Ambient temperature	-25 °C to +60 °C at T4	
Storage temperature	-40 °C to +70 °C	
Weight	0.110 kg	

Dimensions/mounting positions

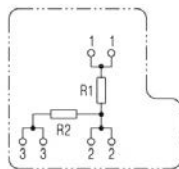


Module width: 30 mm

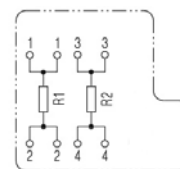
Wiring diagram 1/terminal assignment 1



Wiring diagram 2/terminal assignment 2



Wiring diagram 3/terminal assignment 3





Ordering information

Rating	Spacing	Wiring diagram/ terminal assignment	Code no.
R1 4.7 kΩ ± 10 % R2 10 kΩ ± 10 % $I_{max} = 5 \text{ mA}$	None	1	01A0
R1 100 Ω ± 1 % R2 100 Ω ± 1 % $I_{max} = 50 \text{ mA}$	None	3	0251
R1 2.2 kΩ ± 1 % R2 680 Ω ± 5 % $I_{max} = 15 \text{ mA}$ $I_{max} = 35 \text{ mA}$	8 mm	3	03A0
R1 680 Ω ± 5 % $I_{max} = 35 \text{ mA}$	None	2	04A0
R1 1 kΩ ± 1 % R2 10 kΩ ± 1 % $I_{max} = 20 \text{ mA}$ $I_{max} = 5 \text{ mA}$	None	3	05G0
R1 820 Ω ± 5 % $I_{max} = 35 \text{ mA}$	None	2	0600
R1 3.3 kΩ ± 5 % $I_{max} = 17 \text{ mA}$	None	2	0700
R1 2.7 kΩ ± 5 % $I_{max} = 19 \text{ mA}$	None	2	0800
R1 3 kΩ ± 1 % R2 4.3 kΩ ± 1 % $I_{max} = 10 \text{ mA}$ $I_{max} = 9 \text{ mA}$	None	3	0900
R1 82 Ω ± 1 % R2 100 Ω ± 1 % $I_{max} = 70 \text{ mA}$ $I_{max} = 60 \text{ mA}$	None	3	1000
R1 120 Ω ± 1 % R2 150 Ω ± 1 % $I_{max} = 60 \text{ mA}$ $I_{max} = 50 \text{ mA}$	None	3	1100
R1 6.8 kΩ ± 1 % R2 820 Ω ± 1 % $I_{max} = 3.5 \text{ mA}$ $I_{max} = 29 \text{ mA}$	None	3	1200
R1 680 Ω ± 2 % R2 3.3 kΩ ± 2 % $I_{max} = 25 \text{ mA}$ $I_{max} = 10 \text{ mA}$	None	1	1300
R1 2.2 kΩ ± 1 % R2 3.3 kΩ ± 1 % $I_{max} = 15 \text{ mA}$ $I_{max} = 10 \text{ mA}$	None	1	1400
R1 6.8 kΩ ± 1 % R2 6.8 kΩ ± 1 % $I_{max} = 9 \text{ mA}$ $I_{max} = 9 \text{ mA}$	None	3	1500
R1 3 kΩ ± 1 % R2 3 kΩ ± 1 % $I_{max} = 10 \text{ mA}$ $I_{max} = 10 \text{ mA}$	None	1	1600
R1 22 kΩ ± 1 % $I_{max} = 5 \text{ mA}$	None	2	17A0
R1 15 kΩ ± 1 % R2 15 kΩ ± 1 % $I_{max} = 5 \text{ mA}$ $I_{max} = 5 \text{ mA}$	None	3	1800
R1 1.8 kΩ ± 1 % R2 4.7 kΩ ± 1 % $I_{max} = 2 \text{ mA}$ $I_{max} = 10 \text{ mA}$	None	3	1900
R1 1.5 kΩ ± 1 % R2 2.2 kΩ ± 1 % $I_{max} = 19 \text{ mA}$ $I_{max} = 16 \text{ mA}$	None	1	2000
R1 8.2 kΩ ± 1 % R2 1.5 kΩ ± 1 % $I_{max} = 12 \text{ mA}$ $I_{max} = 28 \text{ mA}$	None	3	2100
R1 51.1 kΩ ± 1 % R2 51.1 kΩ ± 1 % $I_{max} = 3 \text{ mA}$ $I_{max} = 3 \text{ mA}$	None	3	2200

1

Complete order no. 07-7311-63TW/

Please enter code number. Technical data subject to change without notice.