



(1) **EU-TYPE-EXAMINATION CERTIFICATE**
(Translation)

(2) Equipment or Protective Systems Intended for Use in
Potentially Explosive Atmospheres - **Directive 2014/34/EU**

(3) EU-Type Examination Certificate Number:

PTB 11 ATEX 2014

Issue: 1

(4) Product: Remote I/O-Modules ANTARES 8DO type 17-6143-1001/**** and
ANTARES 8DO SCL type 17-6143-1010/****

(5) Manufacturer: BARTEC GmbH

(6) Address: Max-Eyth-Strasse 16, 97980 Bad Mergentheim, Germany

(7) This product and any acceptable variation thereto is specified in the schedule to this certificate and the documents therein referred to.

(8) The Physikalisch-Technische Bundesanstalt, notified body No. 0102 in accordance with Article 17 of the Directive 2014/34/EU of the European Parliament and of the Council, dated 26 February 2014, certifies that this product has been found to comply with the Essential Health and Safety Requirements relating to the design and construction of products intended for use in potentially explosive atmospheres, given in Annex II to the Directive.

The examination and test results are recorded in the confidential Test Report PTB Ex 22-28006.

(9) Compliance with the Essential Health and Safety Requirements has been assured by compliance with:

EN IEC 60079-0:2018 +AC:2020 EN 60079-11:2012

(10) If the sign "X" is placed after the certificate number, it indicates that the product is subject to the Specific Conditions of Use specified in the schedule to this certificate.

(11) This EU-Type Examination Certificate relates only to the design and construction of the specified product in accordance to the Directive 2014/34/EU. Further requirements of the Directive apply to the manufacturing process and supply of this product. These are not covered by this certificate.


(12) The marking of the product shall include the following:

 **Refer schedule**

Konformitätsbewertungsstelle Sektor Explosionsschutz

Braunschweig, November 11, 2022

On behalf of PTB:


Dr.-Ing. M. Thedens
Regierungsdirektor



(13)

SCHEDULE

(14) **EU-Type Examination Certificate Number PTB 11 ATEX 2014, Issue: 1**

(15) Description of Product

The Remote I/O-Modules ANTARES 8DO type 17-6143-1001/**** and ANTARES 8DO SCL type 17-6143-1010/**** are intended for use as electrical equipment in locations with gas hazardous atmosphere or as associated apparatus for locations with dust hazardous atmosphere located and operating outside the dust hazardous atmosphere.

As associated apparatus, the Remote I/O-Modules ANTARES 8DO type 17-6143-1001/**** and ANTARES 8DO SCL type 17-6143-1010/**** are intended to provide the power supply for intrinsically safe actuators and control elements with a maximum level of protection 'ia'.

The Remote I/O-Modules ANATRES 8DO type 17-6143-1001/00** and ANTARES 8DO SCL type 17-6143-1010/00** are designed for installation with DIN Rails made of metal used as connection with the potential Equalization location.



In the operation of the Remote I/O-Modules, the Electronic Units (Remote I/O-Module without enclosure base) type 17-6143-1001/01** or type 17-6143-1010/01** and the enclosure base can be connected to each other or be separated from each other.

Marking according to Directive

2014/34/EU:

	II 2(1) G	Ex ib [ia Ga] IIC T4 Gb resp.
	II 2(1) GD	Ex ib [ia IIC Ga] [ia Ga] [ia IIIC Da] IIB T4 Gb

and / or

	II (1) D	[Ex ia Da] IIIC resp.
	II (1) GD	[Ex ia Da] [Ex ia IIC Ga] [Ex ia IIB Ga] IIIC

SCHEDULE TO EU-TYPE EXAMINATION CERTIFICATE PTB 11 ATEX 2014, Issue: 1

Type code

Type no.	17	-	6	1	4	3	-	1	*	*	*	/	*	*	*	*
Key no.	A		B	C	D	E		F	G	H	I		J	K	L	M

Key	Variations:	Description
A - F	17-6143-1	Explosion-proof Remote I/O-Module ANTARES
G - I	001	8DO (8-channel, digital, output, total current limitation)
	010	8DO SCL (8-channel, digital, output, single-channel current limitation)
J, K	00	Protection degree at least IP30, Enclosure base with integrated functional earth contact, standard rail mounting
	01	Protection degree IP00 (without enclosure base)
L, M		Number and/or letter for characteristics without influence on the explosion protection

Permissible ambient temperature range Ta: -20 °C to +60 °C

SCHEDULE TO EU-TYPE EXAMINATION CERTIFICATE PTB 11 ATEX 2014, Issue: 1

Electrical Data

Supply- and signal circuit
(10+2 pole plug connectors)

In type of protection Intrinsic Safety Ex ib IIC

Only for connection to the corresponding 10+2 pole plug connectors in the Rail Control Unit (RCU) ANTARES or the Remote I/O-System ANTARES or the Remote I/O-System ANTARES type 17-5184-**** each with accessory parts (PTB 11 ATEX 2009 X) and other Remote I/O-Modules ANTARES with a separate certificates.

Equipotential bonding

Through the mounting rail connected to the local equipotential bonding conductor

Supply- and output circuits
(terminal points

In type of protection Intrinsic Safety Ex ia IIC/IIB/IIIC

1+ and 1-; 2+ and 2-,
3+ and 3-; 4+ and 4-,
5+ and 5-; 6+ and 6-,
7+ and 7-; 8+ and 8-)

Maximum values per circuit:

$$U_o = 27.5 \text{ V} \quad I_o = 104 \text{ mA} \quad P_o = 715 \text{ mW}$$

$$C_i = 6 \text{ nF} \quad L_i - \text{negligibly low} \quad \text{linear characteristic}$$

$$\text{Ex ia IIC:} \quad C_o = 80 \text{ nF}; \quad L_o = 3.28 \text{ mH}$$

$$\text{Ex ia IIB/IIIC:} \quad C_o = 666 \text{ nF}; \quad L_o = 13.14 \text{ mH}$$

When connected to a device:

Ex ia IIC:

$$C_o = 80 \text{ nF and } L_o = 3.28 \text{ mH at either } C_i' < 0.8 \text{ nF or } L_i' < 32.8 \text{ } \mu\text{H};$$

$$C_o = 40 \text{ nF and } L_o = 1.64 \text{ mH at } C_i' \geq 0.8 \text{ nF and } L_i' \geq 32.8 \text{ } \mu\text{H}$$

Ex ia IIB/IIIC:

$$C_o = 666 \text{ nF and } L_o = 13.14 \text{ mH at either } C_i' < 6.66 \text{ nF or } L_i' < 131.4 \text{ } \mu\text{H};$$

$$C_o = 333 \text{ nF and } L_o = 6.57 \text{ mH at } C_i' \geq 6.66 \text{ nF and } L_i' \geq 131.4 \text{ } \mu\text{H}$$

C_i' – the total internal capacitance of the external circuit
(excluding the cable)

L_i' – the total internal inductance of the external circuit
(excluding the cable)

(The internal capacitance C_i is taken into account for the C_o -indication)

Nominal ratings: DC 24 V, 8 × 20 mA, (individually limited in the 8DO SCL, total current 160 mA limited in 8DO) up to about 8 × 0.5 W

SCHEDULE TO EU-TYPE EXAMINATION CERTIFICATE PTB 11 ATEX 2014, Issue: 1

The supply and signal circuit is safely galvanically isolated from the supply and output circuits.

Modifications to the EC-Type-Examination Certificate:

Update to aforementioned standard versions EN 60079-0 und EN 60079-11.

The changes concern the application of the above mentioned standards and the internal construction.

The indications of the possible Co/Lo- connections at the supply- and output circuits have been extended within the electrical data.

Modification of the marking.

(16) Test Report PTB Ex 22-28006

(17) Specific conditions of use

none

(18) Essential health and safety requirements


Met by compliance with the aforementioned standards.

According to Article 41 of Directive 2014/34/EU, EC-type examination certificates which have been issued according to Directive 94/9/EC prior to the date of coming into force of Directive 2014/34/EU (April 20, 2016) may be considered as if they were issued already in compliance with Directive 2014/34/EU. By permission of the European Commission supplements to such EC-type examination certificates and new issues of such certificates may continue to hold the original certificate number issued before April 20, 2016.

Konformitätsbewertungsstelle, Sektor Explosionsschutz

Braunschweig, November 11, 2022

On behalf of PTB:


Dr.-Ing. M. Thedens
Regierungsdirektor

