



## EU Type Examination Certificate CML 17ATEX1117X Issue 1

- 1 Equipment intended for use in Potentially Explosive Atmospheres Directive 2014/34/EU
- 2 Equipment **Control, Switching and Display Module, Type 07-33\*3-5\*\*\*/\***
- 3 Manufacturer **BARTEC GmbH**
- 4 Address **Max-Eyth-Straße 16  
97980 Bad Mergentheim  
Germany**
- 5 The equipment is specified in the description of this certificate and the documents to which it refers.
- 6 CML B.V. , Chamber of Commerce No 6738671, Hoogoorddreef 15, Amsterdam, 1101 BA, The Netherlands, Notified Body Number 2776, in accordance with Article 17 of Directive 2014/34/EU of the European Parliament and of the Council, dated 26 February 2014, certifies that this equipment has been found to comply with the Essential Health and Safety Requirements relating to the design and construction of equipment intended for use in potentially explosive atmospheres given in Annex II to the Directive.
- 7 If an 'X' suffix appears after the certificate number, it indicates that the equipment is subject to conditions of safe use (affecting correct installation or safe use). These are specified in Section 14.
- 8 This EU Type Examination certificate relates only to the design and construction of the specified equipment or component. Further requirements of Directive 2014/34/EU Article 13 apply to the manufacture of the equipment or component and are separately certified.
- 9 Compliance with the Essential Health and Safety Requirements, with the exception of those listed in the confidential report, has been demonstrated through compliance with the following documents:

EN 60079-0:2012+A11:2013

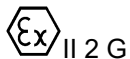
EN 60079-1:2014

EN 60079-7:2015

EN 60079-11:2012

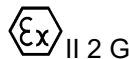
EN 60079-31:2014

- 10 The equipment shall be marked with the following:



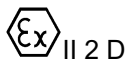
II 2 G

Ex db eb IIC T6 Gb



II 2 G

Ex db eb ia IIC T6 Gb

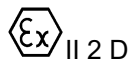


II 2 D

Ex tb ia IIIC T80°C Db

IP66

Ta=-55°C to 40/50/60°C



II 2 D

Ex tb IIIC T80°C Db

IP66



**CML 17ATEX1117X  
Issue 1**

## 11 Description

The control, switching and display module type 07-33\*3-5\*\*\*/\* is used in fixed installations where it is protected from mechanical damage and electrostatic charging. It incorporates one of the following component certified elements: Switch module 07-3323-4\*\*\*/\* (CML 17ATEX1105U), Lamp module 07-3353-4\*\*\*/\* (CML 17ATEX1106U), Illuminated push button 07-3363-4\*\*\*/\* (CML 17ATEX1106U) or Control and switching device 07-3373-4\*\*\*/\* (CML 17ATEX1119U). Connection is by means of a separately certified “Ex” cable gland.

The following models are covered by this certificate,

<b>Type code</b>	<b>07</b>	-	<b>3</b>	<b>3</b>	*	<b>3</b>	-	<b>5</b>	*	*	*	/	*	*	*	*
<b>Code number</b>	<b>A</b>		<b>B</b>	<b>C</b>	<b>D</b>	<b>E</b>		<b>F</b>	<b>G</b>	<b>H</b>	<b>I</b>		<b>J</b>	<b>K</b>	<b>L</b>	<b>M</b>

Code	Number for:	Variation:	Description
<b>A</b>	Basic range	07	ExCo
<b>B,C</b>	Product	33	Control and indicator module
<b>D</b>	Module	2	Switch module 07-3323-4***/*
		5	Lamp module 07-3353-4***/*
		6	Illuminated button 07-3363-4***/*
		7	Control and switching device 07-3373-4***/*
<b>E</b>	Device type	3	Front panel installation
<b>F</b>	Connection	5	Junction box with screw connection
<b>G</b>	Version	0...9, A...Z	Depending on type of module
<b>H</b>	LED colour	0...9, A...Z	Depending on type of module
<b>I - M</b>	Digits not affecting explosion protection		

Technical data:

Electrical data:

Cross section max. 2.5mm<sup>2</sup>

For all other electrical data refer to IECEx CoC's of the Ex Components used

Ambient temperature range:

Max. ambient temperature range -55°C ≤ Ta ≤ +60°C

The temperature range for every module is to be taken from the corresponding IECEx CoC of the Ex Component used as stated in the table below.



CML 17ATEX1117X  
Issue 1

Module type	IECEX CoC (Component)	Component type	Max. Service temperature <sup>1</sup>
07-3323-5***/*	IECEX CML 17.0045U	07-3323-4***/*	+85°C
07-3353-5***/*	IECEX CML 17.0046U	07-3353-4***/*	+85°C
07-3363-5***/*	IECEX CML 17.0046U	07-3363-4***/*	+85°C
07-3373-5***/*	IECEX CML 17.0057U	07-3373-4***/*	+85°C

<sup>1</sup> The maximum service temperature is the sum of maximum ambient temperature, external heat and self-generated temperature.

## 12 Certificate history and evaluation reports

Issue	Date	Associated report	Notes
0	24 Oct 2017	R11272B/00	Issue of prime Certificate
1	12 Dec 2018	R12059A/00	Transfer from CML UK to CML BV Certificate

Note: Drawings that describe the equipment or component are listed in the Annex.

## 13 Conditions of Manufacture

The following conditions are required of the manufacturing process for compliance with the certification.

- i. Where the product incorporates certified parts or safety critical components the manufacturer shall ensure that any changes to those parts or components do not affect the compliance of the certified product that is the subject of this certificate.

## 14 Specific Conditions of Use (Special Conditions)

The following conditions relate to safe installation and/or use of the equipment.

- i. The control, switching and display module shall be installed such that it is protected from risk of mechanical damage and electrostatic charges.



## Certificate Annex

**Certificate Number** CML 17ATEX1117X  
**Equipment** Control, Switching and Display Module, Type 07-33\*3-5\*\*\*/\*\*\*\*  
**Manufacturer** BARTEC GmbH

The following documents describe the equipment or component defined in this certificate:

### Issue 0

Drawing No	Sheets	Rev	Approved date	Title
01-3323-650002 St	1 of 1	B	24 Oct 2017	Approval bill of material (BOM), Control-, Switch- and Indication Module, Typ 07-33*3-5***/****
01-3323-650002 HLP	1 of 1	-	24 Oct 2017	Material overview, Control-, Switch- and Indication Module, Typ 07-33*3-5***/****
01-3323-650003	1 to 2	B	24 Oct 2017	Approval drawing, Control-, Switch- and Indication Module, Typ 07-33*3-5***/****

### Issue 1

No drawings issued.