



*Junction boxes
for heat shrink technology*

Description

Junction boxes are used to connect one or more heating circuits to the power supply.

Polyester enclosures are available with the necessary cable glands and threaded cable entries.

Aluminium junction boxes are available upon request.

Explosion protection

Ex protection type

- Ex II 2G Ex e II T6 or T5
- Ex II 2D Ex tD A21 IP 6x T 95 °C
- Ex II 2D Ex tD A21 IP 6x T 80 °C

Certification

PTB 08 ATEX 1064
IBExU 00 ATEX1081

More versions are available for:
USA, Canada, Russia

Technical data

Protection class according to EN 60529

Cover gasket IP 65
Cable gland for power supply cables IP 67

Supply voltage

max. AC 254 V

Supply cable, cross section

2.5 mm² up to 6.0 mm²

Impact resistance

7 Nm

Material

polyester, glass-fibre reinforced

Gland size Cable diameter

M20 Ø 6 up to 12 mm
M25 Ø 7 up to 12/17 mm

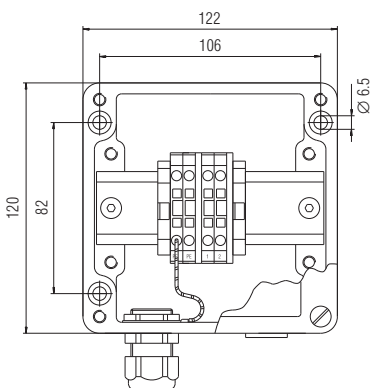
Standard seals

EPDM -20 °C up to +100 °C
EPDM -55 °C up to +100 °C on request

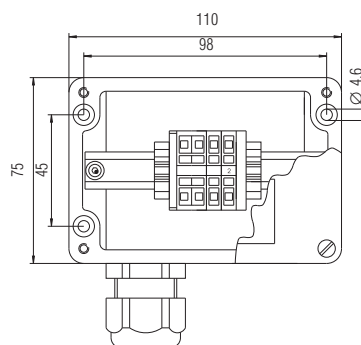
Selection chart

Used for connection system	Heating circuit junction box	Dimensions in mm	Cable glands	Threaded hole	Terminals mm ²	Order no.
			for power supply	for heating circuit		
Ex Heat shrink -20 °C up to +40 °C	single	110 x 75 x 55	1 x M25 (Ø 7 up to 17 mm)	1 x M20	4 x 2.5; 4 x PE	07-5103-9105
	double/triple	122 x 120 x 90	1 x M25 (Ø 7 up to 17 mm)	3 x M20	8 x 4; 8 x PE	07-5103-9106
Ex Heat shrink -55 °C up to +40 °C	single	122 x 120 x 90	1 x M20 (Ø 6 up to 12 mm)	1 x M20	4 x 2.5; 4 x PE	07-5103-9158
	double/triple	122 x 120 x 90	1 x M20 (Ø 6 up to 12 mm)	3 x M20	8 x 4; 8 x PE	07-5103-9159

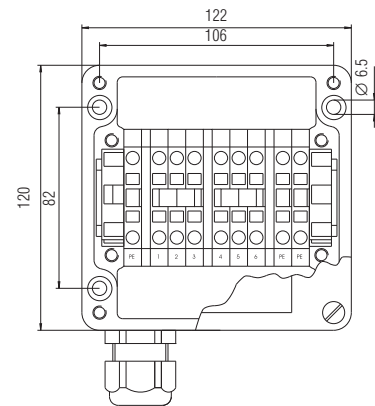
Junction box single
-55 °C up to +40 °C



Junction box single



Junction box double, triple



03-0330-0478/D-04/11-BEH-246955/2