



**KTE-d  
Cable thermostat**

**Features**

- Very small construction
- ATEX gas and dust approval
- High switching current
- Wide operating temperature range
- Ready for connection, maintenance-free

**Description**

The compact BARTEC bimetallic thermostat integrated in a cable is mostly used in hazardous (potentially explosive) areas for applications in which devices are to be protected against frost. This thermostat can be inserted both for the outside temperature monitoring and for the regulation of interior temperatures of switch and control cabinets, transmitter protection boxes, measuring equipment etc. It can also be used to monitor (indicate) excessively high or low temperatures or also as an alarm contact. The application assures the greatest possible reliability because of the conformance to the required minimum temperatures.

**Structure**

The thermostat is built into an aluminum body. The thermostat can be installed either over the mounting hole with M6 thread or with the M20 connecting thread.

**Function**

The ambient temperature is measured through the surface of the thermostat. The integrated, explosion-proof bimetallic thermostat switches the connected heating in accordance with this ambient temperature.

**Explosion protection**

**Ex protection type**

- ⊕ II 2G EEx d IIC T6
- ⊕ II 2D IP 68 T 80 °C

**Certification**

PTB 04 ATEX 1064 X

**Technical data**

**Thermostat connection points**

10 °C ON/18 °C OFF (+/- 3 ° K)  
(others on request)

**Operating temperature range**

-50 °C up to +180 °C

**Ambient temperature range**

-50 °C up to +60 °C

**Switching voltage**

max. AC 250 V (others on request)

**Switching current**

AC 10 A

**Connection**

Flexible cable EWKF 3 x 1.5 mm<sup>2</sup>;  
∅ 8.1 mm or single cores

**Mounting**

M6 internal thread/  
Through hole d = 5 mm  
or M20 connection thread

**Material**

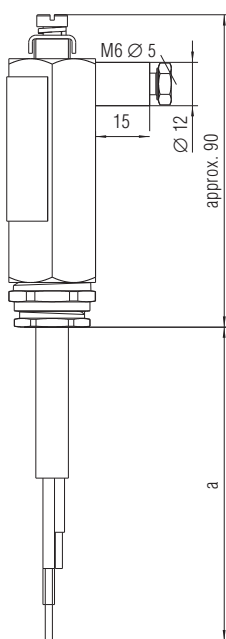
black anodised aluminium,  
seawater proof

**Protection class**

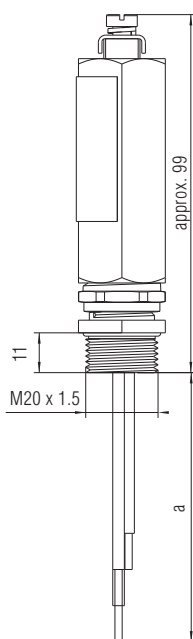
IP 68

**Dimensions KTE-d**

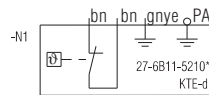
Picture 1



Picture 2



**Circuit diagram**



- ∅ actual < ∅ setpoint => NC
- ∅ actual > ∅ setpoint => NO

**Selection chart**

Type	Illustration	Switch-off temperature	Switch-on temperature	Cable length a	Mounting	Weight (netto)	Order no.
<b>KTE-d 10</b>	Picture 1	18 °C	10 °C	1 m	M6 internal thread through hole d = 5 mm	0.2 kg	<b>27-6B11-5210/BZ00</b>
<b>KTE-d 10 M20</b>	Picture 2	18 °C	10 °C (single core)	0.1 m	M20 external thread	0.1 kg	<b>27-6B11-5201/BZ000001</b>